

## Who We Are

Boyd Watterson Asset Management, LLC is an SEC-registered investment advisory firm with \$17.4 billion of assets under management\*. For 90+ years, we have successfully managed a broad range of fixed income and equity strategies for institutions and individuals alike. With a singular focus on the management of money and a dedication to the satisfaction of our clients' expectations, we offer the benefits of a boutique firm but with the resources usually attributable to much larger asset-management companies.

## Our Philosophy and Process

Our fixed income philosophy is centered on our belief that over time, active management can consistently generate excess returns and enhance risk-reward tradeoffs. We believe this is best achieved by taking a more strategic view of macroeconomic and market factors and coupling them with a value-driven decision-making process and the rigorous application of risk-management controls.

Our process focuses on four key sources of excess return or "alpha-drivers" as follows:

- Duration Management
- Sector Allocation
- Yield Curve Positioning
- Security Selection

For each alpha driver, there are specific fundamental factors, momentum indicators, and valuation measures which are analyzed. These sources of alpha are then combined and weighted depending upon product type and scope of the client mandate.

At all stages of the portfolio construction process, risk is identified, measured, and managed to ensure desired risk levels are maintained. This is a highly disciplined, team-managed approach which remains fully invested in what we determine to be attractively valued sectors and securities.

The results are portfolios with expectations of outperforming targeted benchmarks but with less downside volatility. This is achieved with full transparency and without the use of leverage and/or derivative securities.

## The Boyd Watterson Advantage

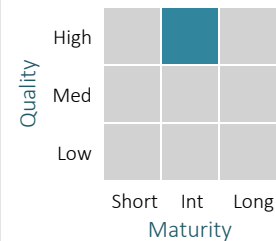
- Time-tested philosophy and proven investment process
- Disciplined, fundamental research-based culture
- Balanced investment approach - top down/bottom up
- Transparent portfolio implementation
- Experienced, tenured team of investment professionals
- Client-oriented benefits of a boutique firm

## Objective

Intermediate Municipal is a well-diversified strategy that seeks to generate attractive levels of after-tax income with the primary focus on AA-rated securities.

- High levels of current after-tax income
- Highly diversified across sectors and securities
- Low levels of expected return volatility

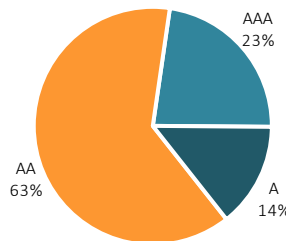
## Style Facts



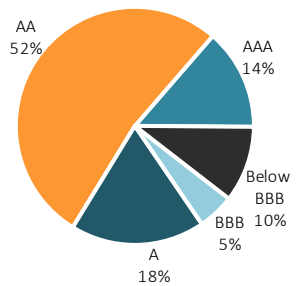
Eligible Securities: A3/A- or better at purchase  
 Maturity: 1 - 10 Year Securities  
 Duration Range: +/- 35% of Benchmark  
 Benchmark: ICE BofA 3-7 Yr Municipal

Portfolio Characteristics	Composite**	Benchmark***
Average Yield to Maturity/Call	2.30%	2.56%
Average Effective Coupon	4.80%	4.51%
Average Maturity	3.73 Years	4.04 Years
Average Duration	3.43 Years	3.68 Years
Average Quality	AA	AA-

Composite\*\*



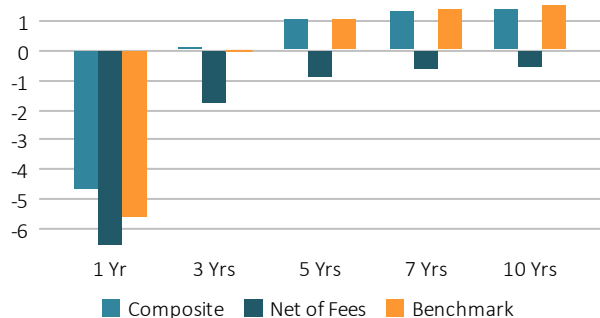
Benchmark\*\*\*



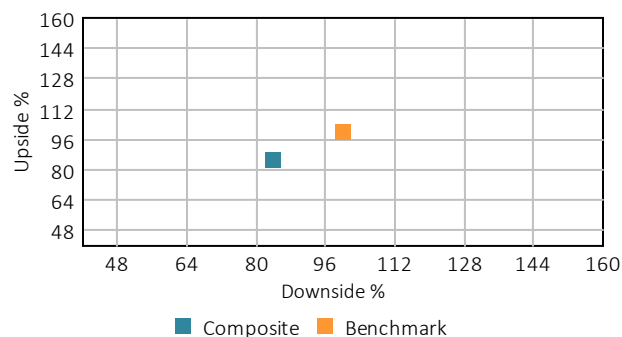
\* Figure includes real estate assets managed in separately managed accounts and advisory-only unified managed accounts (UMA). The above information is supplemental to the GIPS® composite disclosure found on the back page.  
 \*\* Based on the model portfolio. The above information is supplemental to the GIPS® composite disclosure found on the back page.  
 \*\*\* Source: Capital Management Sciences. Refer to the GIPS® disclosure page for a description of the benchmark.

# High Quality Intermediate Municipal Fixed Income

## Annualized Returns



## Upside / Downside Capture (3 Years)



## Return Comparison

	Gross	Net of Fees	Benchmark
Quarter	(0.58)	(1.07)	(0.75)
Year to Date	(4.88)	(5.83)	(5.76)
One Year	(4.74)	(6.64)	(5.70)
Three Years	0.14	(1.84)	0.03
Five Years	1.09	(0.91)	1.10
Seven Years	1.35	(0.66)	1.43
Ten Years	1.40	(0.61)	1.56

## Risk Measures (3 Years)

	Composite	Benchmark
Alpha	0.12	
Beta	0.85	1.00
R Squared	0.97	1.00
Standard Deviation	3.14	3.64
Tracking Error	0.78	
Sharpe Ratio	(0.14)	(0.15)
Information Ratio	0.15	

## Performance Disclosures

Period	Composite Assets (MM)	Firm Assets (MM)	% of SMA Accounts	Accounts at Period End	Composite Pure Gross Return (%)	Composite Net Return (%)	Benchmark Return (%)	Composite Dispersion (%)	Composite 3 Yr Ex-Post Std. Dev.	Benchmark 3 Yr Ex-Post Std. Dev.	Period	Composite Assets (MM)	Firm Assets (MM)	% of SMA Accounts	Accounts at Period End	Composite Pure Gross Return (%)	Composite Net Return (%)	Benchmark Return (%)	Composite Dispersion (%)	Composite 3 Yr Ex-Post Std. Dev.	Benchmark 3 Yr Ex-Post Std. Dev.
2021	63.8	13,014	18.7	36	0.04%	-1.94%	0.41%	0.2	2.42	2.77	2016	84.9	6,595	26.2	62	-0.29%	-2.27%	-0.32%	0.3	2.20	2.43
2020	60.6	10,178	19.3	37	3.98%	1.92%	4.14%	0.3	2.45	2.79	2015	98.8	6,408	24.3	75	2.10%	0.08%	2.27%	0.2	1.66	2.08
2019	64.4	8,260	18.7	42	5.24%	3.17%	5.37%	0.3	1.86	1.95	2014	86.5	5,668	24.6	80	2.68%	0.64	3.22%	0.5	1.56	2.07
2018	64.8	7,000	18.4	45	1.56%	-0.45%	1.77%	0.2	2.38	2.55	2013	95.5	5,062	28.5	95	0.32%	-1.67%	0.70%	0.4	1.70	2.28
2017	83.7	6,838	18.9	57	2.48%	0.45%	2.93%	0.2	2.36	2.56	2012	120.6	4,909	34.7	117	2.37%	0.34%	3.03%	0.5	1.82	2.29

Boyd Watterson Asset Management, a wholly-owned subsidiary of Boyd Watterson Holding Co., is an SEC-registered investment adviser that manages a variety of fixed income, real estate, and equity strategies. Registration does not imply a certain level of skill or training. A list of composite descriptions, list of limited distribution pooled fund descriptions, and list of broad distribution pooled fund are available upon request.

Boyd Watterson Asset Management LLC claims compliance with the Global Investment Performance Standards (GIPS®) and has prepared and presented this report in compliance with the GIPS standards. Boyd Watterson Asset Management LLC has been independently verified for the periods July 1, 2000 through March 31, 2022. The verification reports are available upon request. A firm that claims compliance with the GIPS standards must establish policies and procedures for complying with all the applicable requirements of the GIPS standards. Verification provides assurance on whether the firm's policies and procedures related to composite and pooled fund maintenance, as well as the calculation, presentation, and distribution of performance, have been designed in compliance with the GIPS standards and have been implemented on a firm-wide basis. Verification does not provide assurance on the accuracy of any specific performance report.

Results are based on fully discretionary accounts under management, including some accounts no longer with the firm. The annual standard deviation presented is an asset-weighted calculation of performance dispersion for accounts in the composite the entire year. The gross of fees returns are used to calculate composite dispersion and composite 3 year annualized standard deviation. Different types of investments and strategies involve varying levels of risk, and there can be no assurance that any specific investment or investment strategy will be suitable or profitable for a client's or prospective client's portfolio and may result in a loss of principal.

For reasons including variances in holdings among Composite accounts, variances in the investment management fee incurred, market fluctuation, the date on which a client engaged Boyd Watterson's investment management services, and any account contributions or withdrawals, the performance of a specific client's account may vary substantially from Boyd Watterson's composite performance results. Past performance is not indicative of future results.

The U.S. dollar is the currency used to express performance. Returns are presented gross and net of fees and include the reinvestment of all income. The net-of-fees performance presented is calculated by deducting a standard total wrap fee from the monthly gross-of-fees returns. The standard fixed income wrap fee is 2.00% annually or 0.16666% monthly. Gross returns are shown as supplemental information and are stated gross of all fees and transaction costs. Wrap fees may include fees from custodial services, consulting services, investment management, brokerage commissions, and other administrative expenses. In an effort to seek best execution, trade away fees may be incurred in addition to the wrap fee. Wrap fee schedules are provided by independent wrap sponsors and are available upon request from the respective wrap sponsor. Policies for valuing investments, calculating performance, and preparing GIPS Reports are available upon request.

The Boyd Watterson fixed income fee schedule is 30 bps on the first \$50 million, 25 bps on the next \$50 million, and 20 bps above \$100 million. Fees are based on the characteristics of the account, the client's requirements, and are negotiable. Total wrap fees vary up to 2%. Actual investment advisory fees incurred by clients may vary.

High Quality Intermediate Municipal Fixed Income Composite - The composite consists of all Intermediate Municipal Fixed Income accounts that are fully discretionary, meet the minimum account size, are fully invested after one quarter, and follow the model account requirements. Accounts established through wrap programs are also included in this composite. For comparison purposes is measured against the BofA Merrill Lynch 3-7 Year U.S. Municipal Securities Index includes U.S. dollar denominated investment grade tax-exempt debt publicly issued by US states and territories, and their political subdivisions, in the U.S. domestic market with a remaining term to final maturity greater than or equal to 3 years and less than 7 years. The primary investment objective is to maximize after-tax levels of income with a secondary objective of maximizing total return through capital appreciation and income generation, while striving for the preservation of capital. These portfolios are invested primarily in 1-10 year, A-rated or better, dollar denominated municipal fixed-income securities. The overall level of risk should be consistent with that of the benchmark. Returns are generated and risks are minimized through duration management, yield curve structure, sector allocation, security selection, volatility management, and tactical spread management. Illiquid investments, leverage, derivatives, and short positions are not utilized. Prior to 3/31/2015 the composite name was Intermediate Municipal Fixed Income but no change occurred to the investment strategy. The minimum account size for this composite is \$250,000. The composite was created on December 31, 2010. Inception date 12/31/2009. As represented by management, the performance from the prior firm conforms to GIPS with regard to portability of investment results. All performance represents actual returns as opposed to model or simulated returns.

GIPS® is a registered trademark of CFA Institute. CFA Institute does not endorse or promote this organization, nor does it warrant the accuracy or quality of the content contained herein.